
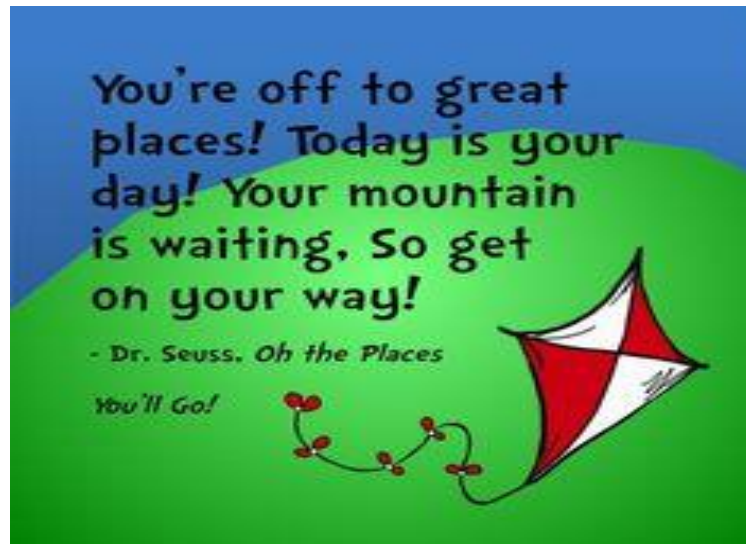


Starting School



St. Oliver's N.S.
Duncannon





Welcome all children and parents to a new and exciting stage in your child's life. During this year your child will make new friends, enjoy new experiences and learn the vital skill of reading.

We now, teacher and parents, have the chance to work as partners to ensure that at the end of this school year your child will have a positive attitude towards education based on social and academic confidence.

First Day- A Happy One!

Please be positive with your child in preparing him/her for school and explain to him/her what will happen re. teacher, other children, breaks, sitting down, tidy-up time and 2 o'clock.

On arrival it is very helpful if you can show your child where to hang his coat and leave his lunch. After meeting the teacher and some other children and finding a place to sit please leave promptly because your child will pick up on your anxiety.

Most children, even if initially upset soon become distracted by their surroundings and settle down.



Home Time

Junior infants will go home at 12.00 p.m. From Thursday 29th August - 6th September .

From then on all junior infants will go home at 2 o'clock. Please arrive promptly as your child may fret if he thinks he is forgotten.

Please collect your child at the main door of the school.

If there are any special collection arrangements please let us know. Please inform the teacher if someone other than the usual person is collecting your child.



Clothes


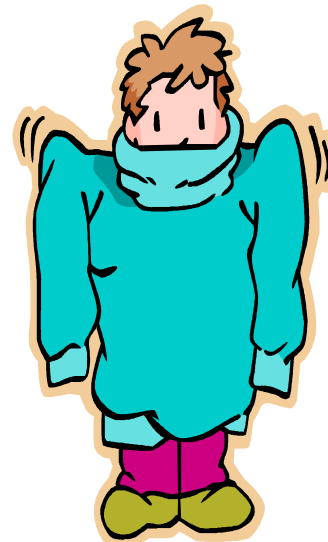
The children wear the standard uniform Mon-Wed.

Our P.E. classes are on Thursday and Friday.

Tracksuits and sturdy footwear should be worn on these days*

We recommend shoes with velcro fasteners. Please ensure that all clothes likely to be removed i.e. coats, hats, scarves, gloves, jumpers etc. are clearly labelled with your child's name as many children possess similar items. We have some spare clothes and underwear for use if needed however if your child has any toilet problems please let the teacher know and send in a spare set of clothes for emergencies.

*see next page for more information re uniform



School uniform

- Girls uniform

- Navy pinafore/trousers
- Navy cardigan/jumper
- Navy socks
- Light blue shirt
- Navy/black shoes
- Tie is supplied free of charge on 7th June

- Boys uniform


- Navy trousers
- Navy jumper
- Navy socks
- Light blue shirt
- Navy/black shoes

- School tracksuit

- Navy track suit top and bottom
- Light blue polo shirt
- Runners

Show and Tell

Every Friday we have a "Show and Tell" lesson. This is when the children are given the opportunity to bring any item to school and to speak about and answer questions about it. E.g. photograph; toy; something found on beach; medals etc. Alternatively they can talk about hobbies or interests etc. You will receive a schedule for show and tell in September.



Literacy



Jolly Phonics-The principle of this technique is to teach the letter sounds and then concentrate on fusing the sounds into syllables and words for reading, writing and spelling.

Shared Reading- This involves the child bringing home a library book and following the format for reading it explained on the attached sheet. Shared Reading will begin in October.

Big Box Adventures Formal reading programme. - Reading starts after Halloween when the children know all words from the first reader well. Therefore, their first experience of reading will be a successful and positive one.



Writing

In Junior Infants your child will be learning to write **lower case letters**; following the Jolly Phonics order starting with 's'.

If you would like to buy your child a pencil for doing their homework please buy a triangular pencil as illustrated below as they are easier to manipulate than standard pencils.





- Aistear is a guide for planning exciting, engaging and fun learning experiences and activities for children in infant classes in primary schools. (curriculumonline.ie)
- Each month we work on a new topic, learn new vocabulary, develop problem solving skills, work as part of a team as well as develop communication and play skills.
- From time to time during the year I will ask you for some donations i.e. unwanted toys and dress up costumes to enhance our Aistear sessions. So don't throw away old toys just yet please!!!
- We love visitors to our classroom also so if your profession ties in with our monthly topic we'd love to ask you some questions about your job.
- For more information see additional Aistear sheet at the end of this pack.

Food



We have a healthy eating policy in our school, agreed upon by parents and teachers. Please see attached list of foods.

Our school participates in a snack time programme. This means the children are supplied with a snack for little break. These snacks include fruit, bread sticks, rice cakes e.t.c.

On starting school many children are too keyed up and distracted to eat a large lunch so we recommend a small nutritious snack, for example sandwiches, milk or unsweetened fruit juice, a piece of cheese, yoghurt or fruit.



We try to ensure that the children eat a good portion of their lunch, particularly their sandwiches. Please ensure that your child's lunch box is not difficult for them to open and is clearly labelled with your child's name.

Assessment

Informal assessment will be continually made by your child's teacher.

During Senior Infants our Special Education Teacher will oversee a specific standardised reading test after which supplementary teaching will be available if necessary.

Every year two days are taken over with parent- teacher meetings which provide an opportunity for discussing each child's progress, usually in November and May.

Please do not hesitate to approach the Junior Infant teacher at any time if there is a point upon which you feel anxious, however if you wish a more detailed discussion please arrange a convenient time in advance.




Breaks

There are two breaks during the day, a short one from 11.00 to 11.10 and a longer break from 12.30 to 1.00.

An area of the playground is reserved especially for Junior and Senior infants.

All children go outside except during rainy weather.




Health & Safety

As part of our school health programme we encourage regular washing of hands, particularly around eating time and after toilet use. We are not however always able to oversee this so please remind your child of its importance. Unfortunately germs and viruses spread very quickly in a classroom environment so it is vital that the children are encouraged to use a tissue when blowing their nose and to cover their mouth and turn away when coughing.

If your child develops any contagious illness such as chickenpox please keep him away from school until the period of contagion is over and inform his teacher immediately. We recommend that you check your child regularly for lice and scabies which are highly contagious, treat immediately if they occur and inform the teacher so that notification of possible risk may be sent out to other parents. All information regarding your child's health is treated in the strictest confidence.

Please remind the teacher of any special needs, allergies or requirements your child may have.



Information Bulletins

Please keep an eye on your child's school-bag , school notice boards and school website as they may contain notes about up and coming events, homework e.t.c.





Homework

Homework will be given from the first week in September. It should take only 10 - 15 minutes to complete.

Homework should be enjoyable rather than a chore. Homework will usually follow on from what has been happening in class and will be clearly labelled on the front of the book or copy .

Establish a Routine. Setting a regular time and sticking to it helps children complete their homework assignments.

Set the Mood. Ensure the room your child is in is quiet and has plenty of light, and has school supplies close at hand. Remove distractions by turning off the television e.t.c.

Show an Interest. Ask your child about school activities and talk about what was discussed in school that day.

Praise your child for successfully completing homework. Nothing builds self-esteem like praise from parents.

Preparing your child for school work

Good writing is all about muscle and motor control so it will help your child greatly if he/she is practiced at colouring, drawing, painting, manipulating materials such as play dough, construction work, jigsaws etc.

Noting visual differences is essential to reading and this skill is practiced and encouraged by use of matching games, construction work, jigsaws etc.

Reading aloud to your child will cultivate an interest in, and love of reading. Please keep this pack safe for future reference.

School will reopen on 29th August 9.20-12.00 for Junior Infants.



*Looking forward
to seeing you all in August.*



Running away from the lessins. Lessin.

What does a lessin look like?

Sounds small and slimy.

They keep them in the glassrooms.

Whole rooms made out of glass.

Imagine!!!!!!!!!!!!!!

Taken from "First Day at School" by Roger
Mc Gough.